

# atene

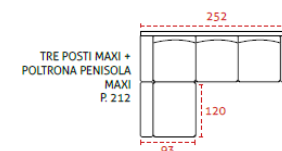
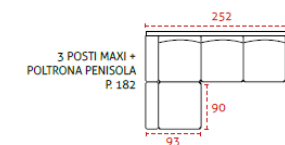
## RIVESTIMENTI

  
**COMPLETAMENTE SFODERABILE**

  
**TESSUTO**

  
**STRUTTURA IN LEGNO**

## COMPOSIZIONI



## CARATTERISTICHE STANDARD

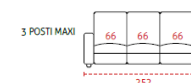
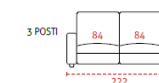
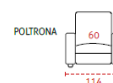
  
**SEDUTA IN MEMORY FOAM**

  
**CUSCINI SPALLIERA IN POLIURETANO ESPANSO**

  
**CUSCINI SEDUTA IN POLIURETANO ESPANSO**

  
**CUSCINI POGGIA RENI**

## STRUTTURE BASI

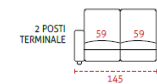


## CARATTERISTICHE OPZIONALI

  
**CUSCINI ARREDO**

  
**POGGIATESTA REMOVIBILI**

  
**PIEDINI TUBOLARE CROMO O IN LEGNO RETTANGOLARE**



## STRUTTURE EXTRA

